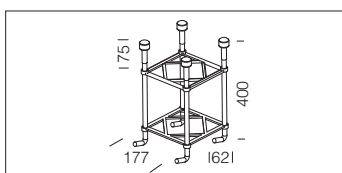
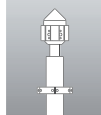


Steel pole  $\varnothing$  102. With die-cast aluminium inspection window (186x45mm), complete with 2 protection fuse holders, 2 fuses, 16A, removable 4-pole terminal block. With hole for insertion of power supply cable. For the version with base, 4 log bolts to be sunk into the ground, bolts and lids have to be purchased.

NOTE. Before selecting the appropriate pole, make all necessary wind pressure resistance tests, pursuant to the Standards or Legislative Decrees in force in the countries where the pole will be mounted and based on the assumed loads specified in Standard EN 40-3-1

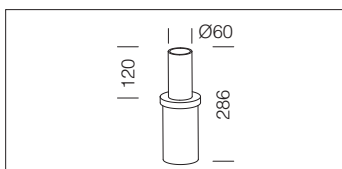


acc. 1364/5  
+ acc. 528



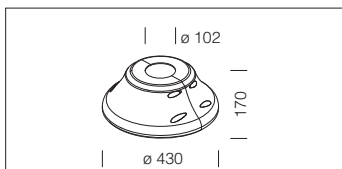
#### acc. 299 log bolts

h=5000	991396-00
h=7000	991314-00
Log bolts are to be always used with the pole 1485.	



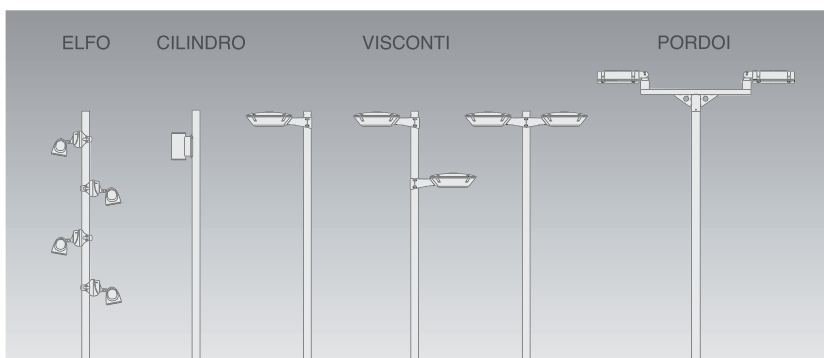
#### acc. 528 mast-top adapter

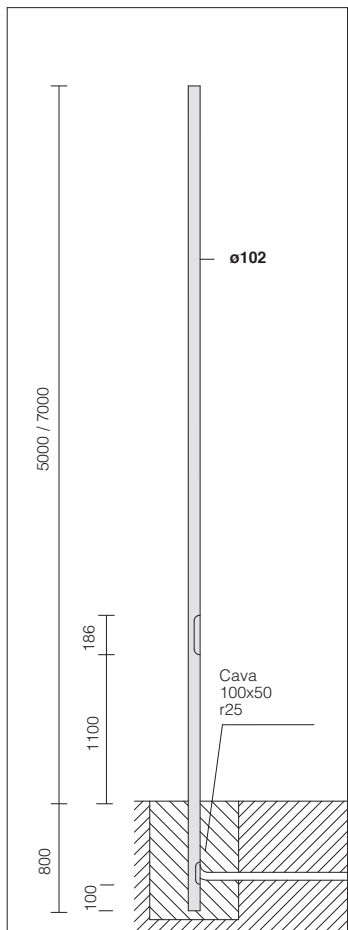
graphite	991463-00
It enables the installation of fixtures on top of poles in single-lamps configurations.	



#### acc. 222 base pole cover

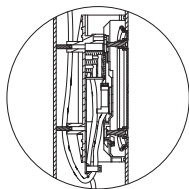
graphite	991315-00
To be used as base pole cover acc. 1485/1487	



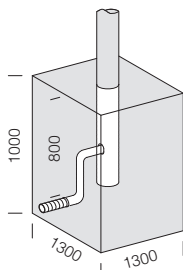


**ON REQUEST**  
Possibility of supplying poles with the following colour paint finishes:  
RAL 3003, 5011, 7026, 9011, 8015, 5002 7024, 7016, 9006, 7037, 6004, 8019, 6011, 7022, 1015, 9010.

Inspection door with easily removable terminal board for quick connection.

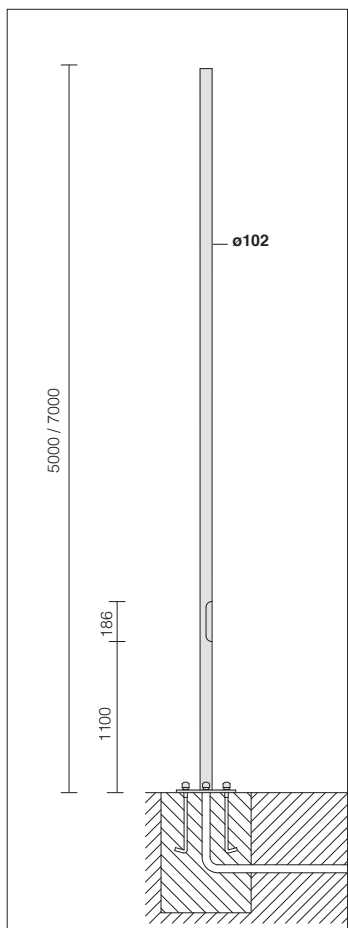


Concrete base dimensions (subject to soil variations)



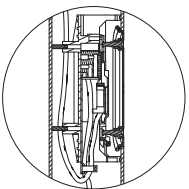
**acc. 1487 steel pole to be buried**

colour	code								
graphite	425064-00	5800	5000	800	1100	186	45	Ø 102	Ø 102
graphite	425065-00	7800	7000	800					

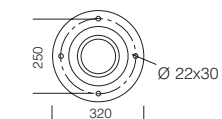
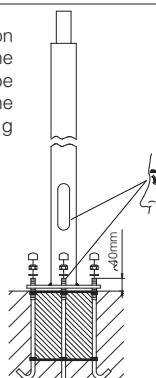


**ON REQUEST**  
Possibility of supplying poles with the following colour paint finishes:  
RAL 3003, 5011, 7026, 9011, 8015, 5002 7024, 7016, 9006, 7037, 6004, 8019, 6011, 7022, 1015, 9010.

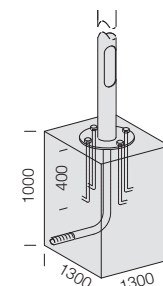
Inspection door with easily removable terminal board for quick connection.



For correct installation of pole and base, the ceiling cap should be fitted as shown in the assembly drawing featured opposite.



Concrete base dimensions (subject to soil variations)



**acc. 1485 steel pole with base**

colour	code							
graphite	425074-00	5000	1100	186	45	Ø 102	Ø 102	Ø 320 hole Ø 22x30
graphite	425075-00	7000						

**Log bolts are to be bought separately acc. 299.**